

# 18X16X10 PREMIUM SERIES



Mounting Feet

Mounting Flanges



## Features & Benefits

- **Quality material** – bases, opaque covers and clear covers are all made of high-impact, UV resistant polycarbonate.
- **Flexible interior mounting** – features the unique and patented Integra adjustable depth “T-Rail” back panel mounting system (back panel and adjustable brackets sold separately).
- **Wide range** of sizes, configurations and accessories provides capabilities for every application.
- **Brass inserts** – in corner bosses for easy component installation.
- **Standard color** – light gray with a gloss finish.
- **UL-50 / c-UL Listed** (files # E229365, # E207562)

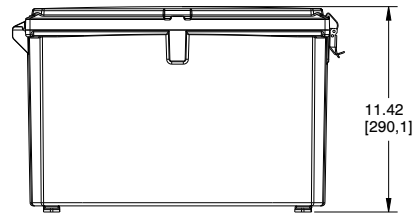
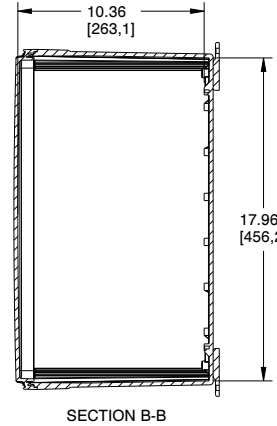
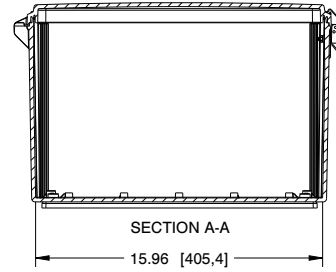
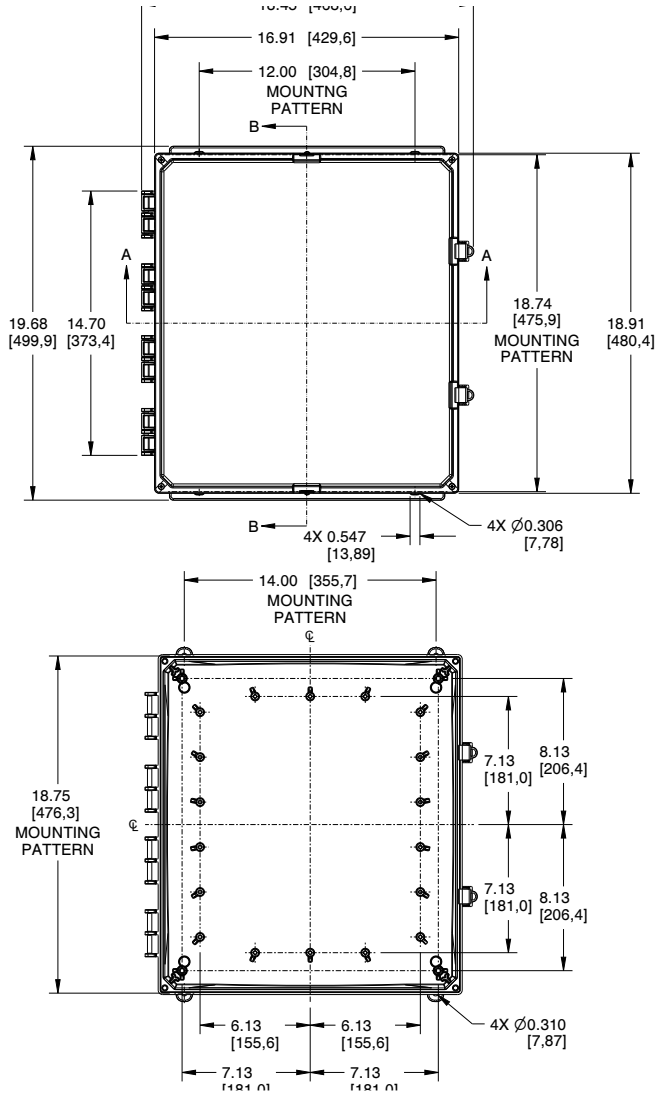
Mechanical & Thermal	Test Spec.	Unit	Rating
Instrumented Dart Impact @ 73° F	-	in-lbs	565
Falling Ball Impact @ 73° F	UL-746	in-lbs	900
Deflection Temperature @ 264 psi	ASTM D648	Deg. F	270
Modulus of Elasticity	ASTM D790	ksi	340
Temperature Range	-	Deg. F	-40 to 265
Flame Rating - UL	UL 94	-	5VA
Outdoor UV Exposure	UL	-	F1

Part Number	4X IP66	6P IP68	Hinged Cover	Screw Cover	Opaque Cover	Clear Cover	Mounting Feet	Mounting Flange	Stainless Steel Locking Latch	Non-Metallic Locking Latch
H181610S	✓	✓		✓	✓		✓			
H181610SC	✓	✓		✓		✓	✓			
H181610SF	✓	✓		✓	✓			✓		
H181610SCF	✓	✓		✓		✓		✓		
H181610H	✓		✓	✓	✓		✓			
H181610HC	✓		✓	✓		✓	✓			
H181610HF	✓		✓	✓	✓			✓		
H181610HCF	✓		✓	✓		✓		✓		
★ H181610HLL	✓		✓		✓		✓		✓	
★ H181610HCLL	✓		✓			✓	✓		✓	
H181610HFLL	✓		✓		✓			✓	✓	
H181610HCFL	✓		✓			✓		✓	✓	
H181610HNL	✓		✓		✓		✓			✓
H181610HCNL	✓		✓			✓	✓			✓
H181610HFNL	✓		✓		✓			✓		✓
H181610HCFNL	✓		✓			✓		✓		✓
H181610H-6P	✓	✓	✓	✓	✓		✓			
H181610HC-6P	✓	✓	✓	✓		✓	✓			
H181610HF-6P	✓	✓	✓	✓	✓			✓		
H181610HCF-6P	✓	✓	✓	✓		✓		✓		

★ **POPULAR CONFIGURATIONS:** Most popular configurations are available for *QuickShip*. Please send requests to [customerservice@integraenclosures.com](mailto:customerservice@integraenclosures.com) to take advantage of our *QuickShip* option.



# 18X16X10 PREMIUM SERIES



## TORQUE SPECIFICATIONS:

**Mounting Feet** - 1/4"-20 x 0.5" SS countersunk Phillips drive screws (torque limit = 32 in lbs)

**Covers/Doors** - #10-32 x 0.75" SS pan Phillips drive screws (torque limit = 10 in lbs)

**Panels** - #10-32 x 0.375" pan Phillips drive screws (torque limit = 10-15 in lbs)

[Bracketed dimensions in mm]

Register online to download detailed drawing files at [www.integraenclosures.com](http://www.integraenclosures.com)

## Accessories for 18x16x10 (For complete accessories, see pages 81-85)



### Back Panels

**ABP1816** - Aluminum panel  
**SBP1816** - Steel panel  
**PVCBP1816** - PVC panel



### Aluminum Swing Panel Kits

**ABP-1816-USOPK** - Complete kit  
**ABP-1816USP** - Panel only  
**USOPK** - Hardware only



### Back Panel Adjustment Kit

**BPAKG** - Gray, Set Screw  
**BPAKB** - Black, Set Screw  
**UBPAKG** - Gray, Thumb Screw  
**UBPAKB** - Black Thumb Screw



### Air Vents / Fan Shrouds

**VENT 3** - Aluminum louvered  
**VENT 2** - Outdoor labyrinth  
**FS KIT1** - 1 piece kit  
**FS KIT2** - 2 piece kit




### Steel Swing Panel Kits

**SBP-1816-USOPK** - Complete kit  
**SBP-1816USP** - Panel only  
**USOPK** - Hardware only



### Cord Grips

IP68/NEMA 4X/6P rated  
 See page 78 for more details and part numbers.



### Din Rail

**DIN 16** - 2 rails, 4 screws



### Pole Mounting Kit

**PMKG-216** - 2" pole  
**PMKG-316** - 3" pole  
**PMKG-416** - 4" pole  
**PMKG-1216** - 12" pole



### Mounting Feet & Flange Kits

**MFKG** - Premium line feet  
**MFKSS** - Stainless steel feet  
**MFLK16** - 16" Flange kit